

eLibrary Guide



PARRAMATTA CITY LIBRARY
PARTICIPATE | CONNECT | LEARN

ABOUT THIS GUIDE

Want to read on the go, whether it's ebooks, online magazines, audiobooks or more? There are many different ways to read ebooks, so you can find a way that works for you! This guide has how-to-information for each of the different ways, depending on how you like to read - smartphones & tablets, computers or ereaders.

There is also information on a few of the dozens of online resources available 24/7, 365 days a year, just by using a computer & your library card.

HOW TO BORROW EBOOKS

Ebooks can be borrowed at <http://parralibrary.wheelers.co> - all you need is your library card and password.

You can read on the screen inside your browser (eg. Firefox or Chrome), or download the ebooks to read later.



BORROWING EBOOKS

Ebooks can be read on many different devices: computers, tablets, smartphones or ereaders.

An ebook loan lasts for three weeks. You can return it early, or it will return itself at the end without your having to do anything.

TO BORROW EBOOKS, YOU NEED:

- A library card & password
- Internet access (you can read offline after download)
- A smartphone, tablet or computer

READING DEVICES & FREE SOFTWARE YOU'LL NEED:

Smartphone/tablet	>	ePlatform app
Desktop/Laptop	>	Adobe Digital Editions (ADE)
Kobo eReader & computer	>	ADE on the computer
Sony eReader	>	Reader Library Software

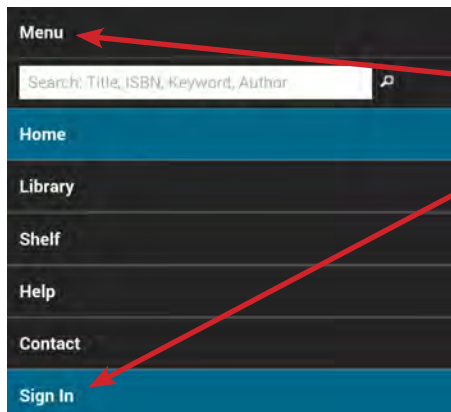
Did You Know?

- Ebook text can be made larger, for easy reading.
- You can put bookmarks in lots of places in an ebook.
- E-Readers include built-in dictionaries to explain any unfamiliar words.
- Your computer can read an ebook to you, if you have the right software.
- Ebooks are easily portable - you can store dozens on a tablet, but they don't take up space or weight.

SMARTPHONES & TABLETS - EBOOK APP

A free mobile app is available for iPhones, iPads and Android phones & tablets. To install, visit <http://parralibrary.wheelers.co> and click on **eplatform app**. Follow the link for your device, and install the app.

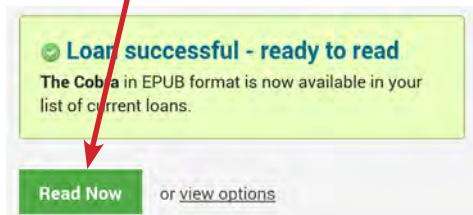
After installing the app, search for **Parramatta City Library**.



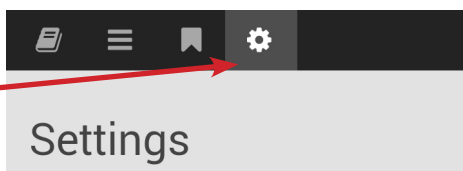
Tap **Menu** to open the options menu.

Sign in with your library card and password. The app will remember your ID so you won't have to log in repeatedly.

Choose a book and click **Borrow now**. The book will be loaned to you for three weeks, and can be read right away or offline.



You can even adjust the settings of the app to make it easier to read text on the screen.

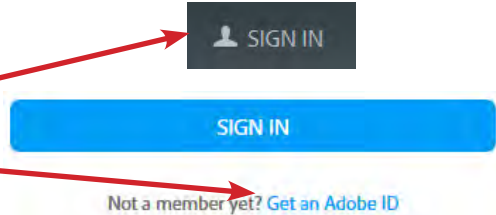


COMPUTERS - ADOBE DIGITAL EDITIONS

If you want to read ebooks on your desktop/laptop computer, there is free software available, called 'Adobe Digital Editions'. You will also need a digital key, called an 'Adobe ID'.

GETTING AN ADOBE ID

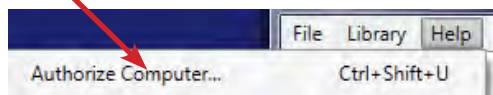
- Go to www.adobe.com
- Click **Sign In**.
- Click **Get an Adobe ID**.
- Fill in your name, email address, date of birth, then agree to the terms and conditions.
- Check your email account - there will be an **account activation email** which you will need to use.
- Your Adobe ID is your email address and the password you chose.



INSTALLING ADOBE DIGITAL EDITIONS

Adobe Digital Editions is a free ebook reader program, available for PCs and Mac computers. Installation only takes a few minutes, then you're ready to start reading.

- Go to <http://adobe.ly/1MFd0ms>
- Choose the Windows or Macintosh version, then download and install it.
- After you have installed Adobe Digital Editions, click on the **Help** menu, then **Authorize Computer**. Type in your Adobe ID. You're ready to read ebooks!

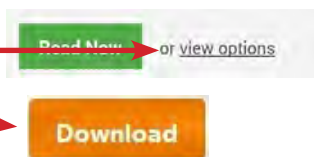


USING A KOBO EBOOK READER

Kobo ebook readers can be borrowed from the library, to read on the go. You'll need to have **Adobe Digital Editions** installed on your home computer first, with an Adobe ID.

PUTTING EBOOKS ON A KOBO E-READER


- Choose an ebook and borrow it.
- Click **View Options**.
- Click **Download**.
- When Adobe Digital Editions has opened with the ebook, plug in your Kobo with the included cable. If this is the first time, it will ask if you want to 'Authorize your device?' Click **Yes**.
- On the main bookshelf screen in Adobe Digital Editions, click-and-hold on the ebook cover picture, then drag it over to the Kobo's name on the left-hand side of the screen, and let go.
- Close Adobe Digital Editions, disconnect your Kobo, and start reading!



USING A SONY EBOOK READER

Sony ebook readers can also be borrowed from the library, and let you read ebooks anywhere. They use their own software, 'Reader for PC', which is stored on the ereader ready to install and start using.




INSTALLING READER FOR PC


- Plug your Sony ereader into your computer.
- On the screen of your ereader, touch the Data Transfer Mode button. 
- Double-click **My Computer** on your desktop, and you will see two extra drives, one of them called **SETTING**.




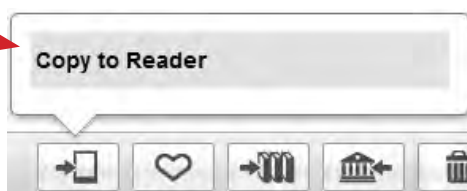
- Double-click to open the SETTING drive, and then double-click on the **Setup Reader for PC** program inside it.



- Complete the Reader for PC installation. 
- Choose & borrow an ebook, then click **View Options**. 
- Click **Download**. 



- The ebook is loaded in **Reader for PC**.
- Click the book cover once, then click the button with a picture of an ereader in the bottom left corner of the window. Click **Copy to Reader**. 
- Close Reader for PC,
- disconnect your Sony, and
- start reading!



ZINIO ONLINE MAGAZINES

Many different magazines are available online for library members. They can be read via the website or the Zinio mobile app, for use with phones or tablets.

USING ZINIO FOR THE FIRST TIME


Before using it for the first time, Zinio needs you to visit the website to create an account.

Go to **www.parracity.nsw.gov.au/eresources** and click on **Zinio**.

Click on **Create New Account**. → 


Enter your details, then click **Create Account**.

READING MAGAZINES ON ZINIO

Click **Login** when you return, to see your magazine reading history & borrow more. → 

Click **Browse Magazines** to explore. → 

Click on any magazine cover to look at the magazine collection for that title.

The current issue's cover is at the top. Click **Checkout** to borrow it and start reading. → 

The back issues are shown below the current one. You can read any of them just by clicking on their covers.

The magazines are fairly large files - it may take a while to download an issue to your computer, especially if you're using Wi-Fi.

ZINIO APP

After you've created a Zinio account with your library membership, you can read magazines on the go with your mobile device.

USING THE ZINIO APP FOR THE FIRST TIME

Click on the link at the bottom of the page for your device.

GET THE NEW APP to read offline: [iPad](#) | [iPhone](#) | [Android](#) | [Kindle HD/HDX](#)

After installing the app, log in with the account details you created via the website. Please note that the account can't be created inside the app, only on the website.

Log in by typing your email address, then pressing the **Next** button.

Enter Email

NEXT

Select Library:

Parramatta City Library

DONE

Then choose your library: **Parramatta City Library** and click **Done**.

Finish by typing in the password you chose when you created the account.

Enter Password

Remember me

[Forgot password?](#)

LOG IN

The last step is to pick a magazine and start reading! It will download to your device & you can read it at any time, or delete it to free up space. Magazines you've already borrowed can also be downloaded, to continue reading. Keep in mind they're fairly large files, so you may need to be patient & watch your data limit.

ONECLICK DIGITAL E-AUDIOBOOKS

Listen to audiobooks on the go, with OneClick Digital e-audiobooks. They can be borrowed and listened to online, or via the apps available for iPhone and Android.

USING ONECLICK FOR THE FIRST TIME

Before using it for the first time, OneClick needs you to visit the website to create an account.

Go to www.parracity.nsw.gov.au/eresources and click on **E-Audiobooks**.

Click on **Register**, and enter your details. We recommend you use your library card as the Username. Then click **Register**.

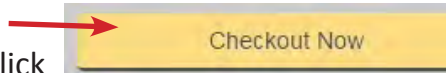
INSTALLING THE MEDIA MANAGER

Click **Browse**, then **Help**. 

Choose an eAudio Desktop or Mobile app, and install it.

Run the app, and log in with your library card & password.

CHOOSING EAUDIO BOOKS TO BORROW

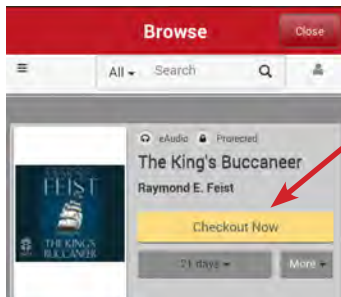
Click **Browse**, then choose a  category that interests you. Click on a book that you like, then click **Checkout Now**. The Media Manager app will download the audiobook & start playing chapter by chapter.



ONECLICK DIGITAL APP

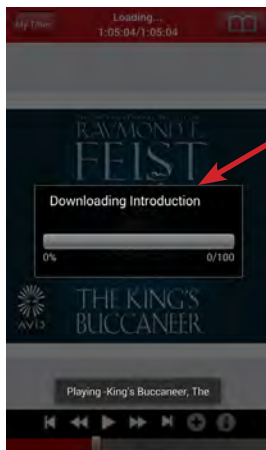
OneClick Digital has Apple, iPhone & Android apps available to listen to audiobooks on the move. Just go to www.parracity.nsw.gov.au/eresources and choose **E-Audiobooks**, then **Register**, and enter your details.

Choose the icon for your type of device. Install the app, then log in to your new account.



Find a title that interests you, then click **Checkout Now**. The audiobook is on loan to you and ready to start playing.

The audiobooks you've borrowed are shown in your 'My Titles' list, ready to listen to at any time.



Whenever you start playback of an audiobook, it will resume where it left off, downloading and playing a chapter at a time.

RESOURCES @ YOUR ONLINE LIBRARY

Many more resources are available for Parramatta City Library members - all you need is your library card & password to use them 24/7, 365 days a year. Find them on our **e-Resources** page.

PARRAREADS BLOG

Find out about book lists, reviews, book clubs, special author events and more on Parramatta Library's book-lover's blog!

PARRA READS MATCH

Having trouble finding your next Great Read? Tell our librarians what sort of books you enjoy, and we'll make a few suggestions, tailored just for you.

WHO ELSE WRITES LIKE...? & NOVELIST PLUS

If you've read everything by your favourite author & want to find someone new who writes like them, check out these resources for some great suggestions.

